

Total Building Color Options

It's All About Choice

Building Component	Regal Red	Barn Red	Burgundy	Earth Brown	Antique Brown	Clay	Rawhide	Sandstone	White Sand	Colony Green	Evergreen	Dark Blue	Slate Blue	Pewter Gray	Quaker Gray	Bone White	Snow White	Black	Copper (metallic)	Champagne (metallic)	Galvanized (unpainted)	Liner White	
STEEL	Uni-Rib™ 29 GA G60 - WeatherX™	●	●	●	●	●	●	●	●	●	●	●	●	●	●	●	●	●					
	Uni-Rib™ 29 GA G90 - WeatherX™															●						●	
	Uni-Rib™ 26 GA G60 - Fluorpon®	●	●	●	●	●	●	●	●	●	●	●	●	●	●	●	●	●	●	●	●		
	Uni-Rib™ 30 GA G40 Liner Panel - Polyester																						●
	Uni-Rib™ 30 GA G40 Acoustical Liner - Polyester																		●				●
ACCESSORIES	Uni-Rib™ Screw Fasteners	●	●	●	●	●	●	●	●	●	●	●	●	●	●	●	●	●	●	●	●	●	●
	Lester Flashings	●	●	●	●	●	●	●	●	●	●	●	●	●	●	●	●	●	●	●	●	●	●
	Cupolas	●	●	●	●	●	●	●	●	●	●	●	●	●	●	●	●	●	●	●	●	●	●
	Soffits	●	●	●	●	●	●	●	●	●	●	●	●	●	●	●	●	●	●	●	●	●	●
	Shutters	●	●	●	●	●	●	●	●	●	●	●	●	●	●	●	●	●	●	●	●	●	●
	Gutter & Downspouts	●	●	●	●	●	●	●	●	●	●	●	●	●	●	●	●	●	●	●	●	●	●
	MaxiPlank Fiber Cement Siding	●	●	●	●	●	●	●	●	●	●	●	●	●	●	●	●	●	●	●	●	●	●
	Signature Dutch Door Trim *	■	■	■	■	■	■	■	■	■	■	■	■	■	■	■	■	■	■	■	■	■	■
	Signature Horse Equipment *	■	■	■	■	■	■	■	■	■	■	■	■	■	■	■	■	■	■	■	■	■	■
	Signature Sliding Door Vertical Rail *	●	●	●	●	●	●	●	●	●	●	●	●	●	●	●	●	●	●	●	●	●	●
	Signature Sliding Door Trim *	■	■	■	■	■	■	■	■	■	■	■	■	■	■	■	■	■	■	■	■	■	■
WINDOWS	310															◆	◆						
	500						◆									◆	◆						
	900				◆	◆	◆									◆	◆						
	905	▲	▲	▲	◆	◆	◆	▲	▲	▲	▲	▲	▲	▲	▲	◆	◆	▲	▲	▲			
	Window Grids				◆	◆	◆									◆	◆						
Window EZ Fit Flashing Kit	▲	▲	▲	◆	◆	◆	▲	▲	▲	▲	▲	▲	▲	▲	◆	◆	▲	▲	▲				
DOORS	3700															◆	◆						
	5100 & 7100	▲	▲	▲	◆	◆	◆	▲	▲	▲	▲	▲	▲	▲	▲	◆	◆	▲	▲	▲			
	Window Grids				◆	◆	◆									◆	◆						
	Expi-Door - Commercial Grade	▲	▲	▲	▲	▲	▲	▲	▲	▲	▲	▲	▲	▲	▲	▲	▲	▲	▲	▲			
Overhead Doors				▲	▲	▲									▲	▲							

- Normal delivery schedule.
- ▲ Standard Lester colors with nominal upcharge and additional delivery time.
- Add two weeks to normal delivery.
- ▲ OEM colors that are a NEAR MATCH to the Lester color listed, available with normal delivery times. Not all overhead door models are available in these colors. Consult with your Lester dealer before ordering.
- ◆ OEM colors that are a NEAR MATCH to the Lester color listed, with normal lead times. Painted areas on door: entire frame, jamb & door including grids. Painted areas on windows: flashing, frame and sash. Consult with your Lester dealer before ordering.
- * Signature Line components feature paint with a textured "orange peel" surface which, under certain lighting, may appear different than adjacent matching non-textured paint. Add four weeks to normal delivery for meshed stall components.

Custom colors available upon request. Must meet minimum square feet requirement.



LESTERBUILDINGS.COM
 email: info@lesterbuildings.com
 Toll Free 800-826-4439




Groundbreaking Exterior Finish and Color Options

Engineered buildings shouldn't limit your design options. That's why Lester offers a wide array of exterior finishes and colors. Wall finishes include steel, cedar, brick, stucco and more. Walls can be embellished with a stone, brick or steel wainscot system. And, for roofing, choices include asphalt, cedar or steel panel.


Plus, Lester uniquely offers many building components in matching, or close to matching, Lester colors. So, building color coordination is nearly limitless. See chart inside for more details!

Steel Panel Specifications

Lester Uni-Rib™ steel panel, a top choice of discerning building owners for years is now available in four systems, to fit your specific needs. Since Lester manufactures our own steel and trim, your Lester dealer is a convenient, one-stop resource for steel and trim color matching.

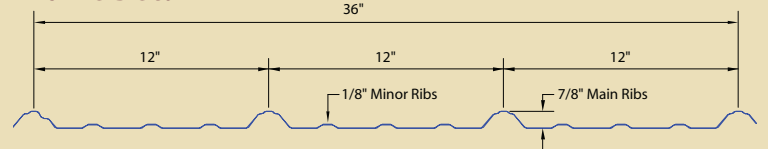


Protective Coatings and Paint Detail



1. Lester Uni-Rib™ Grade E panel features 80,000 psi minimum tensile yield strength.
2. Hot-dipped commercial-grade zinc galvanized coating on both sides for added protection.
3. Heavy zinc phosphate coating, plus seal coat for more corrosion resistance and primer adhesion.
4. Baked-on primer coating for added corrosion resistance and superior adhesion of finish coat.
5. Baked-on paint top coat options include Valspar WeatherX™, Fluorpon® or polyester paint systems.

Profile Detail



Primary Paint System Options

WeatherX™ — Combines the durability of ceramic and other inorganic pigments with the strength of a breakthrough silicone polyester resin for higher resistance to chalking and fading. WeatherX also minimizes cracking and marring during roll-forming, handling, transit and construction. Upon installation, it's the most resistant to metal marking, abrasions and stains. Tested for years in the harsh weather conditions of Valspar's south Florida research facility, WeatherX has proven to be the **best-value** paint system available.

Fluorpon® — A high performance fluoropolymer formula long-specified by architects for larger, multi-colored metal building applications is now finding its way into post frame applications. A premier paint system, with a premium price, Fluorpon should be considered when extreme environmental conditions exist or when its aesthetic benefits are of absolute, primary concern. While featuring a higher resistance to fade and chalk than WeatherX, Fluorpon is softer, making it susceptible to abrasions. Consult your Lester dealer to discuss when this system warrants specification.

Uni-Rib™ Steel Panel System	Minimum Bare Steel Thickness	Galvanizing Thickness	Valspar Paint System	Total Panel Thickness with Paint System	Recommended Applications
29 gauge G60 galvanizing	.0132"	.0010"	WeatherX™ Siliconized Polyester	.0156" to .0160"	Durability, aesthetic appearance and lower cost makes this a perennial top-choice for most post-frame building roof and wall applications as well as an interior liner in certain situations.
29 gauge G90 galvanizing	.0132"	.0015"	WeatherX™ Siliconized Polyester	.0161" to .0165"	Livestock and other structures with corrosive environmental conditions such as high moisture and caustic gasses.
26 gauge G60 galvanizing	.0170"	.0010"	Fluorpon® Polyvinylidene Fluoride (PVDF)	.0194" to .0198"	Commercial projects in which PVDF paint system is specified. Any project for which aesthetics — the potential for dark color fading and perceived panel oil canning — are a primary concern.
30 gauge G40 galvanizing	.0118"	.0007"	Polyester	.0134" to .0137"	Interior panel for lined/insulated structures to be used comfortably year-around.

Steel and Paint Basics

When steel is the material of choice, it's easy to be confused by hype and conflicting information. Here are the most important factors to understand and consider before you buy:

Thickness

Typically referred to in gauge (ga) units. The acceptable range for post-frame buildings is 24 - 30 ga, or .014" to .0195". The smaller the gauge, the thicker the steel. Thus, 26 ga steel is thicker than 29 ga steel by about 30%. While thicker panel generally performs better than thinner panel, thickness alone does **not** guarantee it! Many other factors play a role in total panel performance.

Shape

Perhaps the most important but most overlooked element of panel design and performance. Stronger panels will have more and higher (major) corrugated ribs, more corrugations in general and sharper bends. Main corrugations 5/8" in height are acceptable but a higher height means more steel and a stronger panel.

Tensile Yield Strength (PSI)

A measure of the greatest longitudinal stress, in pounds-force per square inch (psi), that steel can sustain without permanent deformation. The higher the number the stronger the panel is. Only panel with an 80,000 to 120,000 psi rating should be considered. Softer steel of less than 80,000 psi, is more prone to denting as well as fastener tears, especially as the building endures wind and snow loads over time.

Protective Coatings

Zinc galvanizing under the paint (both sides of panel) is absolutely required back-up protection should the paint system be breached or fails. Used in conjunction with high-quality paint systems, G60 galvanizing (6/10 oz. zinc per sq. ft.) is more than adequate for most purposes. G90 (9/10 oz. zinc per sq. ft.) is a better choice for higher-moisture applications such as livestock housing or car wash structures, etc., or, when the building design results in a higher number of in-the-field panel cuts.

Zinc galvanizing provides superior protection against red rust "edge creep" particularly along the exposed edge of the roof panel. Better performing panels will also have a coating of zinc phosphate pre-treatment providing added corrosion protection, stronger paint adhesion and more scratch resistance.

Paint Systems

Three primary paint systems dominate the post frame industry: Polyester, Siliconized Polyester and Polyvinylidene Fluoride (PVDF). These systems continue to evolve and each has pros and cons – all relative to **your** specific building needs.

Polyester is a basic system that generally should be considered for interior use only. Better paint systems, like Siliconized Polyester, have higher performing resins and pigments and offer the best value, combining reliable durability and lower price. A PVDF such as Fluropon®, is a premium-priced and performing system appropriate for select uses.

Paint System Warranties

Paint System	Film Integrity* Checking, cracking & loss of adhesion (peeling)	Chalk ASTM D-4214-98 Method AD659 rating standard	Fade Hunter Delta E units rating standard	Red Rust Not to exceed 1/2" accumulation or more
WeatherX™ Siliconized Polyester	40 years	30 Years Roof: not to exceed 7 rating Walls: not to exceed 8 rating	30 Years Roof: not to exceed 6 rating Walls: not to exceed 5 rating	5 Years - G60 10 Years - G90
Fluropon® Polyvinylidene Fluoride (PVDF)	40 years	30 Years Roof: not to exceed 7 rating Walls: not to exceed 8 rating	30 Years Roof & Walls: not to exceed 5 rating	5 Years - G60

*Excludes failure due to substrate corrosion. See full Lester Buildings manufacturers warranty for complete details.

Chalk

Paint chalking is mainly caused by ultraviolet (UV) sun rays, acid rain, pollution and salt spray. These can cause the paint surface (resin) to break down, leaving behind a white chalk-like powder. Chalking is normal over time and can be scrubbed off or mechanically buffed away. Chalk levels are measured on cleaned panel, according to listed ASTM International standards. The higher the number, the better the performance.

Fade

Fading is caused by the same environmental elements as chalk. Over time, most paint colors will lighten but some may actually darken. Fade is measured in standard Hunter Delta E units of deviation, the lower the number, the better the performance.

Red Rust

Red iron oxide rust forms from the reaction of iron and oxygen in the presence of water (including acid rain) or air moisture. Prevention requires a galvanizing coating that can halt this reaction. Galvanizing is durable and combines the barrier properties of a coating with "cathodic" protection. That is, if the galvanizing is scratched or damaged so the steel is exposed, the surrounding zinc forms a galvanic cell with the exposed steel and protects it from corrosion.

Standard Colors

Snow White *

White Sand *

Rawhide *

Regal Red *

Bone White *

Sandstone *

Earth Brown *

Barn Red *

Pewter Gray *

Clay *

Antique Brown

Burgundy

Quaker Gray

Slate Blue *

Colony Green *

Metallic Copper *

Black

Dark Blue

Evergreen *

Metallic Champagne *

Liner White *

Unpainted Galvanized



* Meets Energy Star reflectivity standards.

Colors shown are representative only and limited by printing and viewing conditions. For exact color representation, ask your independent Lester dealer for sample chips. Colors and components featuring colors are subject to change without notice.

valspar